



Overall Morningstar Rating™



Manulife Asia Pacific Investment Grade Bond Fund

Refinitiv Lipper Fund Awards 2023, 2024

Best Fund over 3 and 5 Years – Bond Asia Pacific
Hard Currency category

FSM Choice Awards 2023

Best Risk-Adjusted Returns – Asian Bond

Benchmark Fund of the Year Awards 2023

Outstanding Achiever in Asia Fixed Income category
(House Awards Singapore)

Overall Morningstar Rating: © Morningstar, Inc. All Rights Reserved. The information contained herein: (1) is proprietary to Morningstar and/or its content providers; (2) may not be copied or distributed; and (3) is not warranted to be accurate, complete or timely. Neither Morningstar nor Manulife and its affiliates are responsible for any damages or losses arising from any use of this information. Past performance is no guarantee of future results. The rating shown is representative of the highest rated share class.

Refinitiv Lipper Fund Awards 2023, 2024: For more information, please visit lipperfundawards.com/.

FSM Choice Awards 2023: For the period 31 Dec 2017 – 31 Mar 2023, based on Manulife Asia Pacific Investment Grade Bond Fund Class A.

Benchmark Fund of the Year Awards 2023: For more information, please visit benchmark.today/fund-awards-2023/.

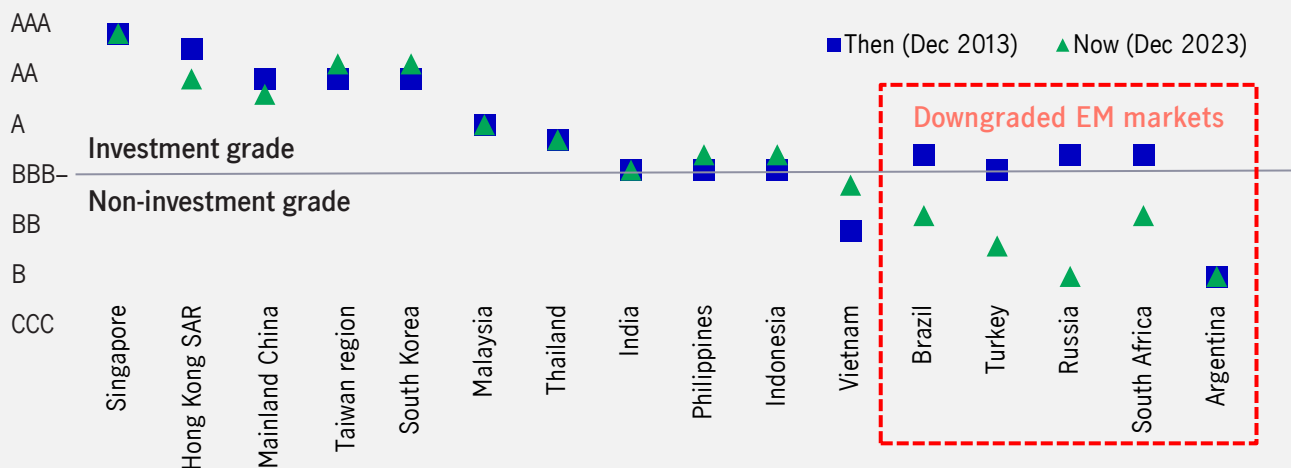
Why Asian bonds



Access quality markets

Many Asian countries are now of **investment grade (IG) quality**. Countries such as Indonesia and the Philippines have had their sovereign credit ratings upgraded from non-IG to IG over the past decade.

Sovereign credit rating trends over the past decade



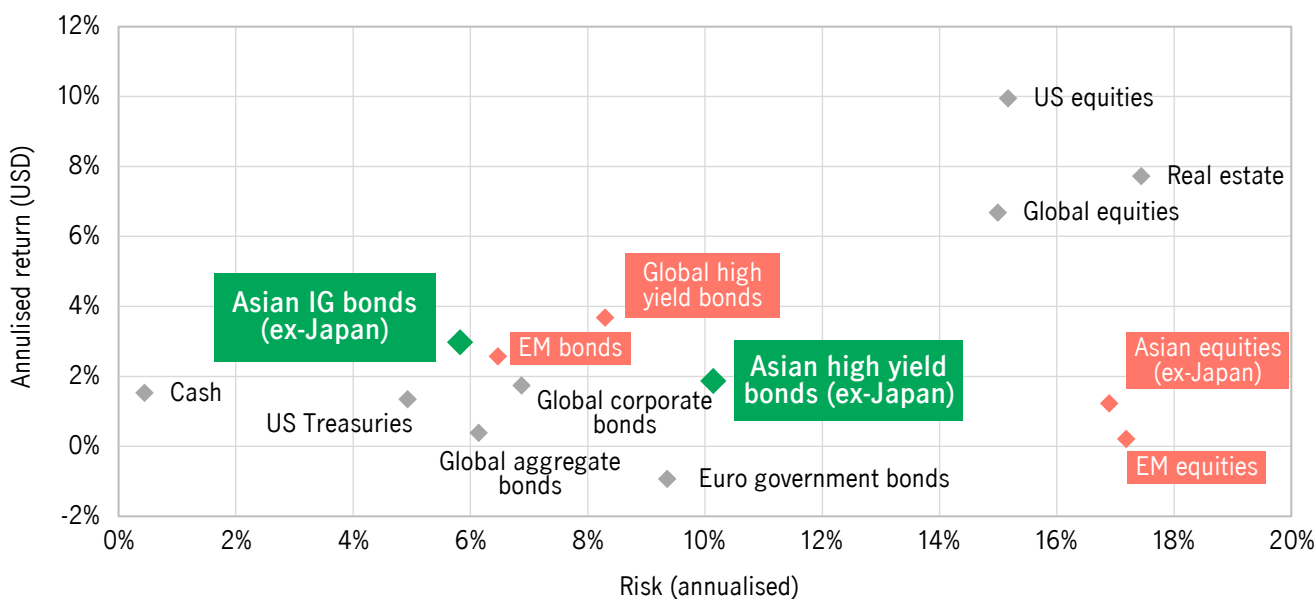
Source: Bloomberg, Foreign Currency Long-term Rating, as of 31 Dec 2023.



Attractive risk-adjusted returns

Asian IG bonds (ex-Japan) and Asian high yield bonds (ex-Japan) historically delivered **better risk-adjusted returns** than other asset classes.

10-year risk/return profiles of major asset classes¹



¹ Source: Bloomberg, as of 31 Dec 2023. Asian equities (ex-Japan) = MSCI AC Asia Pacific ex Japan Index; Asian high yield (ex-Japan) = JPMorgan Asia Credit Non-IG Index; Asian IG bonds (ex-Japan) = 50% JPMorgan Asia Credit Index + 50% JPMorgan Asia Diversified Broad Index; Cash = ICE BofA US Dollar 3-Month Deposit Offered Rate Average Index; EM bonds = 50% JPMorgan GBI-EM Broad Index + 50% JPMorgan CEMBI Index; EM equities = MSCI EM Equity Index; Euro government bonds = ICE BofA Euro Government Index; Global aggregate bonds = Bloomberg Global Aggregate Index; Global corporate bonds = ICE BofA Global Corporate Index; Global equities = MSCI World Index; Global high yield = ICE BofA Global High Yield Index; Real estate = Dow Jones Composite REIT Index; US equities = S&P 500 Index; US Treasuries = ICE BofA US Treasury Index. Risk is measured by standard deviation.

Why Manulife Asia Pacific Investment Grade Bond Fund



High credit quality portfolio

1 Focus on Asian IG bonds, with an **average credit rating of BBB+**

2 Maximum 5% in non-IG credits to **potentially capture higher yields**



Potential foreign currency appreciation

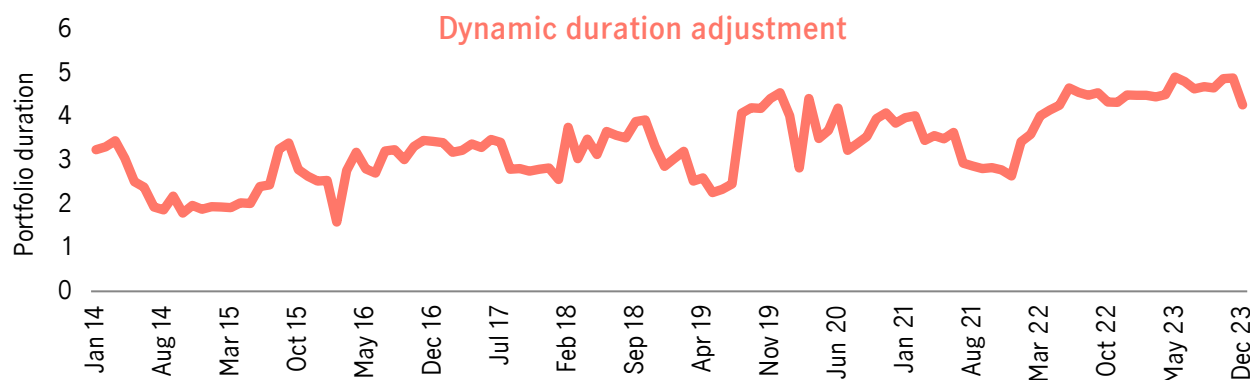
Foreign currency exposure

Up to 30% in local Asian currencies

Minimum 70% in SGD



Flexibility in response to different interest rate and macro environments



Source: Manulife Investment Management, as of 31 Dec 2023.



Strong Asian fixed income capabilities

Experienced on-the-ground team to keep up with the rapidly growing and under-researched Asian credit markets

Over **70** fixed income professionals in 10 Asian markets

Covering over **500** Asian credit issuers

More than **US\$42 billion** in Asia ex-Japan & emerging markets fixed income AUM

Source: Manulife Investment Management, as of 31 Mar 2024. Some strategies may not be available to offshore investors. Fixed income professionals include expertise from Manulife Investment Management affiliates and joint ventures.

Fund details

Share class	A / A-MDis	A USD Hedged / A-MDis USD Hedged
Investment objective	The Fund seeks to maximize total returns from a combination of capital appreciation and income generation through investing primarily in a diversified portfolio of investment grade debt securities issued by governments, agencies, supnationals, and corporate issuers in the Asia Pacific region.	
Inception date	21 Jan 2014	To be incepted / 5 Dec 2023
ISIN code	SG9999011134 / SG9999011142	SGXZ65411712 / SG9999019111
Bloomberg ticker	MAPIGBA SP / MAIGBAM SP	To be incepted / MAPAMUH SP
Base currency	SGD	
Subscription mode	Cash, SRS, CPFIS-OA, and CPFIS-SA	Cash
Minimum investment	SGD 1,000	USD 1,000
Distribution frequency	A-MDis (Monthly) ²	
Management fee	0.75% of NAV per annum	
Initial sales charge	Up to 5%	
Dealing frequency	Daily	
Benchmark	70% JPMorgan Asia Credit Investment Grade Index (SGD Hedged) + 30% JPMorgan Emerging Local Markets Index Plus Asia (SGD)	
Investment manager	Manulife Investment Management (Singapore) Pte. Ltd.	
Fund size	SGD 551.2 million	

² The intention of the Manager to make the monthly distribution, and the distribution yield of the Fund is not guaranteed. The Manager may in future review the distribution policy depending on prevailing market conditions.



Download
the fund
factsheet

Important information

Manager of the Fund: Manulife Investment Management (Singapore) Pte. Ltd. (“Manulife”) (Company Registration Number: 200709952G). The information provided herein does not constitute financial advice, an offer or recommendation with respect to the Fund. Opinions, forecasts and estimates on the economy, financial markets or economic trends of the markets mentioned herein are not necessarily indicative of the future or likely performance of the Fund. **The Fund may use financial derivative instruments for efficient portfolio management and/or hedging.**

Investments in the Fund are not deposits in, guaranteed or insured by the Manager and involve risks. The value of units in the Fund and any income accruing to them may fall or rise. Past performance of the Fund is not necessarily indicative of future performance.

Investors should read the prospectus and seek advice from a financial adviser before deciding whether to purchase units in the Fund. A copy of the prospectus and the product highlights sheet can be obtained from Manulife or its distributors. In the event an investor chooses not to seek advice from a financial adviser, he should consider whether the Fund is suitable for him.

Distributions are not guaranteed. Investors should refer to the prospectus for the distribution policy of the Fund. The Manager shall have the absolute discretion to determine whether a distribution is to be made in respect of the Fund as well as the rate and frequency of distributions to be made. Distributions may be made out of (a) income, or (b) net realized gains, or (c) capital of the Fund, or (d) any combination of (a), (b) and/or (c). Past distribution yields and payments are not necessarily indicative of future distribution yields and payments. Any payment of distributions by the Fund is expected to result in an immediate decrease in the net asset value per unit of the Fund.

This advertisement or publication has not been reviewed by the Monetary Authority of Singapore.

Information is as of 31 May 2024, unless otherwise stated.