



# Manulife SGD Income Fund

## **Regular SGD income from Asian opportunities\***

- ✓ Asian bonds delivered better risk-adjusted returns than most other asset classes
- ✓ Capture regional investment opportunities in SGD terms
- ✓ Asia continues to deliver strong economic growth compared to the rest of the world

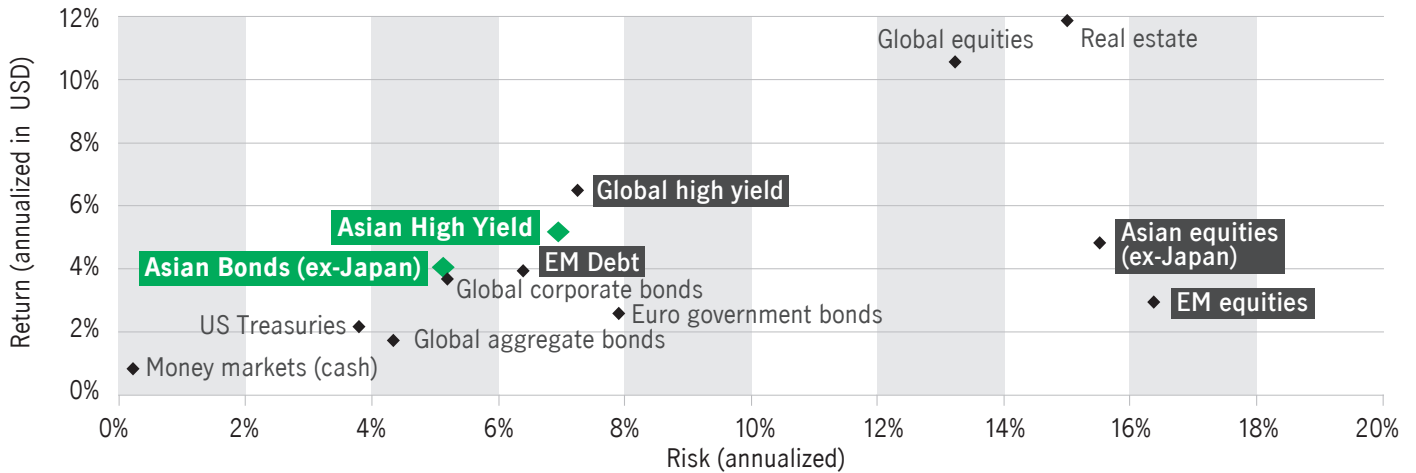
\*The intention of the Manager to make the quarterly distribution and the distribution yield for the Fund is not guaranteed, and the Manager may in future review the distribution policy depending on prevailing market conditions.

# Asian bonds offer steady yields

## ✓ Asian bonds have delivered attractive risk-adjusted returns

Asian investment-grade corporate bonds (ex-Japan) and Asian high-yield corporate bonds (ex-Japan) offered better risk-adjusted returns than most asset classes.

### 10-year risk/return<sup>1</sup>



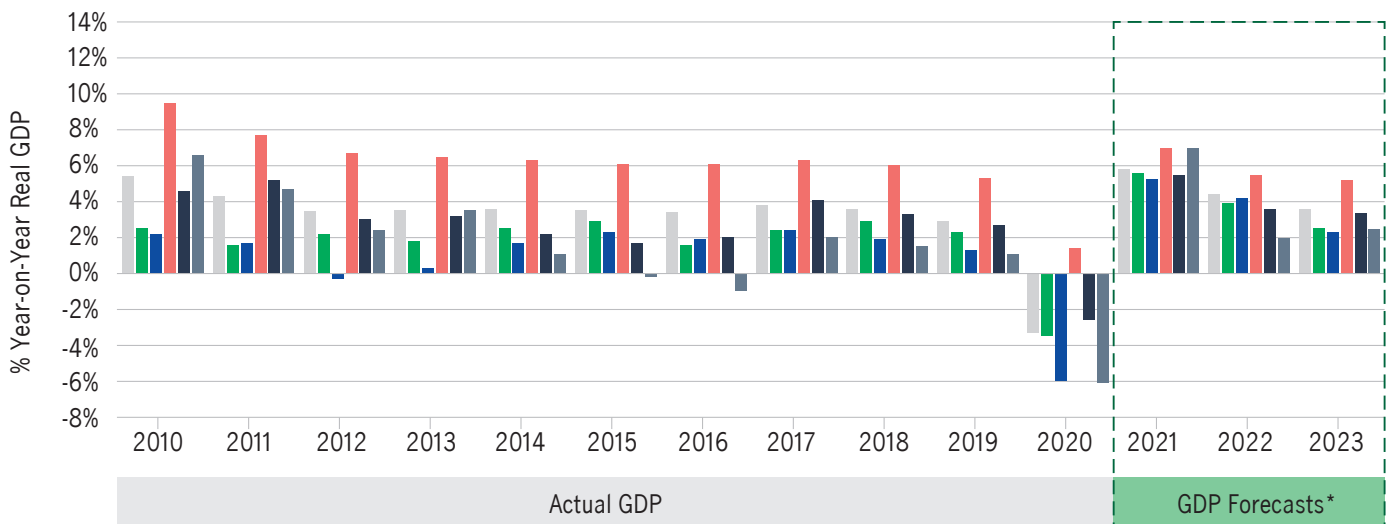
Source: Bloomberg, as of 31 December 2021. In US dollar terms for the period 31 December 2011 to 31 December 2021 unless otherwise noted. Risk is measured in terms of standard deviation.

## ✓ Asia continues to deliver strong economic growth compared to the rest of the world

Asia is expected to remain the bright spot of the global economy, with GDP growth expected to be strong compared to the other regions.

■ World      ■ Europe      ■ Eastern Europe  
 ■ United States      ■ Asia ex-Japan      ■ Latin America

### GDP growth rates



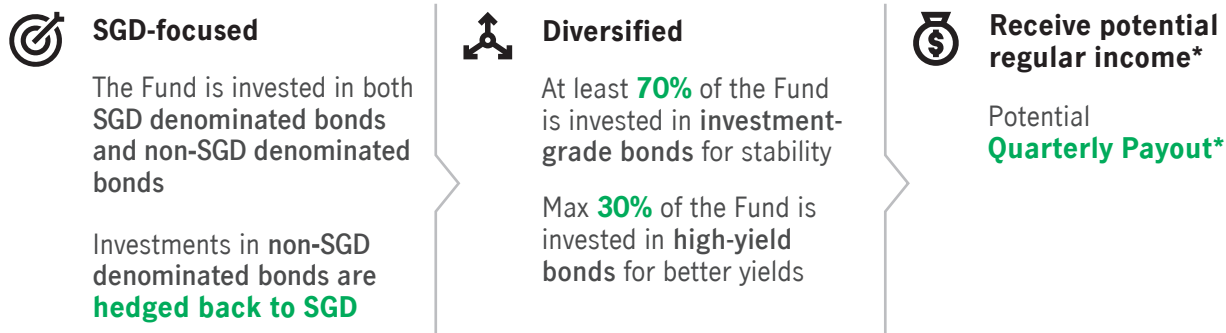
Source: Bloomberg economic survey, 31 December 2021.

\* The information may contain projections or other forward-looking statements regarding future events, targets, management discipline or other expectations, and is only as current as of the date indicated. There is no assurance that such events will occur, and may be significantly different than that shown here.

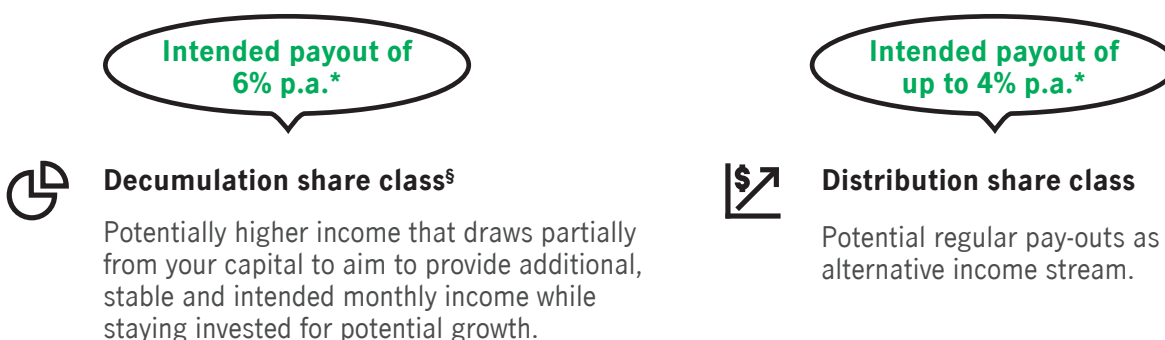
# Participate in Asia's growth story with Manulife SGD Income Fund

- ✓ **Capture regional investment opportunities in SGD terms**

## Delivering SGD income and returns



## Additional income options



\* The intention of the Manager to make the quarterly distribution and the distribution yield for the Fund is not guaranteed, and the Manager may in future review the distribution policy depending on prevailing market conditions.

§ The Decumulation Classes are intended to be de-cumulating where the intended distribution rate may result in a substantial amount of the initial capital being returned to investors. This may, over time, cause the NAV of such Classes to fall. Where the NAV of such Class falls below the minimum number of units of the Class, the Manager has the absolute discretion to terminate the relevant Class.

- ✓ **Solid Asian fixed income capabilities**

A sizeable on-the-ground team is necessary to keep up with the rapid growth of under-researched Asian credit markets. Capitalise on Manulife Investment Management's widely established credit research resources:



Source: Manulife Investment Management. Data as of 31 December 2021.

<sup>+</sup> Including Manulife TEDA Fund Management Co. Ltd, a joint venture between Manulife Financial (49%) and Northern International Trust (51%), part of the Tianjin TEDA Investment Holding Co. Ltd. (TEDA) and Mahindra Manulife Investment Management Private Limited, a 49% joint venture of Manulife and Mahindra to include: Asset managed is as of 31 March 2021.

## Fund details

Share Class <sup>1</sup>	Class A-QDis SGD/ Class C-QDis SGD	Class A-QDis USD Hedged/ Class C-QDis USD Hedged	Class A-QDIS SGD Decumulation/Class C-QDis SGD Decumulation
<b>Investment objective</b>	The Fund aims to provide investors with long-term capital appreciation and/or income in SGD terms through investing primarily in Asian investment grade fixed income or debt securities.		
<b>Inception date</b>	18-11-2016	26-01-17 / 06-12-2016	To be Incepted / 24-02-2021
<b>ISIN code</b>	SG9999015762 / SG9999015796	SG9999015770 / SG9999015804	SGXZ68471531 / SGXZ20405353
<b>Bloomberg ticker</b>	MSIFAQS SP / MSIFCQS SP	MSIFAQU SP / MSIFCQU SP	MAMSIAS SP / MAMSICS SP
<b>Base currency</b>	SGD		
<b>Mode of subscription</b>	Cash and SRS	Cash	Cash and SRS
<b>Minimum investment</b>	SGD1,000 / SGD100,000	USD1,000 / USD100,000	SGD1,000 / SGD100,000
<b>Distribution frequency</b>	Declare quarterly distributions on 15 <sup>th</sup> calendar day of March, June, September and December (or the next Business Day if that day is not a Business Day)		
<b>Management fee</b>	1% / 0.8% p.a.	1% / 0.8% p.a.	1% / 0.8% p.a.
<b>Initial sales charge</b>	Currently up to 3%		
<b>Dealing frequency</b>	Daily		
<b>Investment manager</b>	Manulife Investment Management (Singapore) Pte. Ltd.		
<b>Fund size</b>	SGD 661.65 million (as of 31 December 2021) <sup>1</sup> Please refer to the Prospectus for details on other available classes.		

1 Asian bonds (ex-Japan) = 50% JPMorgan Asia Credit Index + 50% JPMorgan Asia Diversified Broad Index (JADE Broad); Asian High Yield = JPMorgan Asian Credit Non-Investment Grade Index; Asian equities (ex-Japan) = MSCI AC Asia Pacific ex Japan Index; EM Debt = 50% JPMorgan GBI-EM Broad Index + 50% JPMorgan CEMBI Index; EM - Equities = MSCI Emerging Market Equity Index; Euro government bonds = BofA Merrill Lynch Euro Government Index; Global aggregate bonds = Bloomberg Barclays Global-Aggregate Total Return Index; Global corporate bonds = BofA Merrill Lynch Global Corporate Index; Global equities = MSCI World; Global high yield = BofA Merrill Lynch Global High Yield Index; Money markets (cash) = BofA Merrill Lynch US Dollar 3-Month Deposit Offered Rate Average Index; Real estate = Dow Jones Composite REIT Total Return Index; US Treasuries = BofA Merrill Lynch US Treasury Index.

### Important notes:

Manager of the Fund: Manulife Investment Management (Singapore) Pte. Ltd. ("Manulife") (Company Registration Number: 200709952G). The information provided herein does not constitute financial advice, an offer or recommendation with respect to the Fund. Opinions, forecasts and estimates on the economy, financial markets or economic trends of the markets mentioned herein are not necessarily indicative of the future or likely performance of the Fund. **The Fund may use financial derivative instruments for efficient portfolio management and/or hedging.**

Investments in the Fund are not deposits in, guaranteed or insured by the Manager and involve risks. The value of units in the Fund and any income accruing to them may fall or rise. Past performance of the Fund is not necessarily indicative of future performance.

Investors should read the prospectus, and seek advice from a financial adviser before deciding whether to purchase units in the Fund. A copy of the prospectus and the product highlights sheet can be obtained from Manulife or its distributors. In the event an investor chooses not to seek advice from a financial adviser, he should consider whether the Fund is suitable for him.

**Distributions are not guaranteed.** Investors should refer to the prospectus for the distribution policy of the Fund. The Manager shall have the absolute discretion to determine whether a distribution is to be made in respect of the Fund as well as the rate and frequency of distributions to be made. Distributions may be made out of (a) income, or (b) net capital gains, or (c) capital of the Fund, or (d) any combination of (a), (b) and/or (c). Past distribution yields and payments are not necessarily indicative of future distribution yields and payments. Any payment of distributions by the Fund is expected to result in an immediate decrease in the net asset value per unit of the Fund.

This advertisement or publication has not been reviewed by the Monetary Authority of Singapore. Information is correct as of 31 December 2021, unless otherwise stated.